




**PRECISION THIN-WALL GROOVED COPPER TUBE**

CerroGroove® is our internally grooved copper tube. The precision of our tubing provides superior heat transfer capability. CerroGroove allows for a more efficient cooling unit while reducing both energy consumption and costly demands from the unit's other components. This enables air conditioning OEMs to lower their costs through the production of smaller, more efficient cooling units.

Product	Coil Weights	Uses	Specifications
<b>Level Wound Coils, Enhanced I.D.</b>	Available in coil nominal weight of 350 lbs. (260, 520 and 1,000 lbs. upon request)	Air conditioners and refrigerators, evaporators, condensers	ASTM B743, B903

UNS Alloys — Copper C12200.



**CerroGroove® Tube**

- One of the most precise, thin-wall, internally grooved copper tubes in the industry.
- Available in sizes ranging from 5/16" to 1/2".
- Level wound coils are provided in light anneal, soft anneal and hard tempers.
- Internal helical grooving substantially increases overall heat transfer capability.
- CerroGroove forms bends and expands similar to smooth tube.
- Cold rolling pilger processing produces extremely uniform wall thickness – ensures superior quality and precise weight per foot.

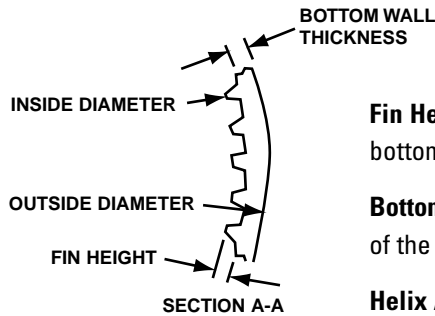


Corporate Headquarters  
 PO Box 66800 • St. Louis, MO 63166-6800  
 888-237-7611 | 618-337-6000 • f. 618-337-6958  
[www.cerroflow.com](http://www.cerroflow.com)

## CerroGroove Specifications

Reference Number	Product Description	Outside Diameter inch/(mm) +/- 0.002 (0.05) AVG	Bottom Wall Thickness inch (mm) +/- 0.001 (0.025) AAP	Inside Diameter inch (mm) For Ref. Only	Number of Fins	Fin Height inch (mm) +/- 0.001 (0.025) AVG	Weight lb/ft (g/m) +/- 4%	Helix Angle +/- 2°	Mean Wall inch (mm)
1	0.312" x 0.012" 50GT	0.3125 (7.94)	0.012 (0.30)	0.2725 (6.92)	50	0.008 (0.20)	0.052 (77.38)	18	0.0143 (0.36)
2	0.312" x 0.016" 50GT	0.3125 (7.94)	0.016 (0.41)	0.2645 (6.72)	50	0.008 (0.20)	0.066 (98.22)	18	0.0184 (0.47)
3	0.375" x 0.012" 60GT	0.375 (9.52)	0.012 (0.30)	0.335 (8.51)	60	0.008 (0.20)	0.063 (93.75)	18	0.0143 (0.36)
4	0.375" x 0.012" 65GT	0.375 (9.52)	0.012 (0.30)	0.335 (8.51)	65	0.008 (0.20)	0.065 (96.73)	18	0.0148 (0.38)
5	0.375" x 0.013" 60GT	0.375 (9.52)	0.013 (0.33)	0.333 (8.46)	60	0.008 (0.20)	0.067 (99.71)	18	0.0153 (0.39)
6	0.375" x 0.013" 65GT	0.375 (9.52)	0.013 (0.33)	0.333 (8.46)	65	0.008 (0.20)	0.069 (102.68)	18	0.0158 (0.040)
7	0.375" x 0.016" 60GT	0.375 (9.52)	0.016 (0.41)	0.327 (8.31)	60	0.008 (0.20)	0.080 (119.05)	18	0.0184 (0.47)
8	.500" x 0.016" 75GT	0.500 (12.70)	0.016 (0.41)	0.448 (11.38)	75	0.010 (0.25)	0.112 (166.67)	18	0.0191 (0.49)

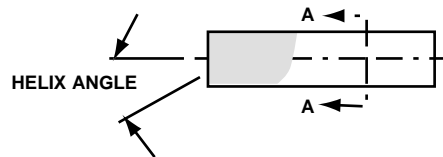
For other sizes that are not listed in the chart above, please contact our Customer Service Department.



**Fin Height** - height of the fin from the bottom wall surface to the tip of the fin

**Bottom Wall** - the thickness from bottom of the fin to the outer diameter of the tube

**Helix Angle** - is the angle of the fins relative to the center axis of the tube



**Testing** - all grooved copper tubing is eddy current tested in accordance with ASTM E243. NDET imperfections are marked for removal by the customer.

For packaging and pricing information, go to [www.cerroflow.com](http://www.cerroflow.com) or call toll free 888-237-7611 or 618-337-6000.



Corporate Headquarters

PO Box 66800 • St. Louis, MO 63166-6800

888-237-7611 | 618-337-6000 • f. 618-337-6958

[www.cerroflow.com](http://www.cerroflow.com)



A member of The Marmon Group of companies